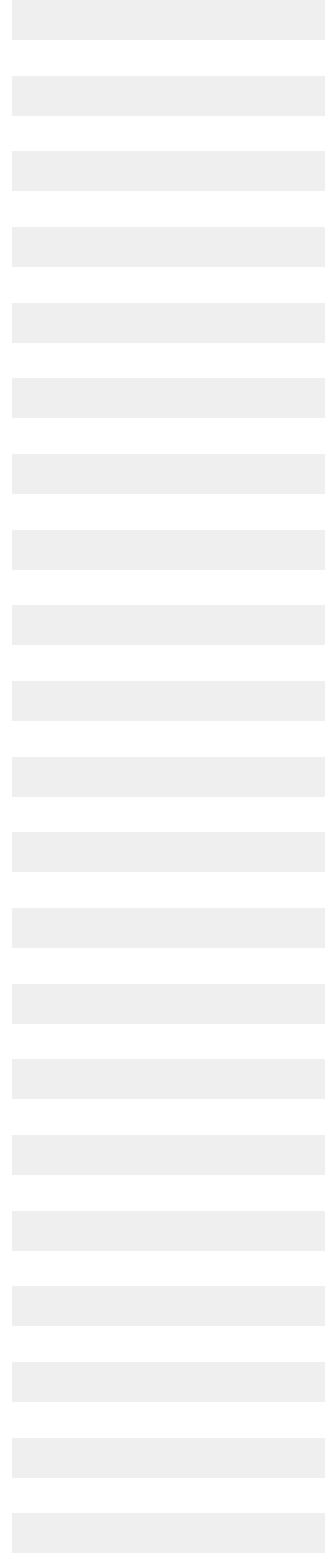


## 2022 USAS JO Female Smallbore Individual Scores

		Name	Age Category	Match 1 Scores		Match 2 Scores		Aggregate	Xs	Finals	U-18 Rank	U-15 Rank
				Qual	X	Qual	X					
1	372	<b>Cecelia OSSI</b>	W-U21	582	35	589	40	<b>1171</b>	<b>75</b>	<b>454.7</b>		
2	336	<b>Lauren HURLEY</b>	W-U21	585	30	581	27	<b>1166</b>	<b>57</b>	<b>454.2</b>	0.5	
3	382	<b>Natalie PERRIN</b>	W-U21	584	27	583	27	<b>1167</b>	<b>54</b>	<b>443.5</b>	10.7	
4	426	Anne WHITE	W-U21	583	33	587	31	<b>1170</b>	<b>64</b>	431	12.5	
5	352	Morgan KREB	W-U21	582	29	583	31	<b>1165</b>	<b>60</b>	420.9	10.1	
6	431	Katie ZAUN	W-U21	591	40	587	33	<b>1178</b>	<b>73</b>	412.1	8.8	
7	398	Claudia SIGEL	W-U21	587	30	584	31	<b>1171</b>	<b>61</b>	402.3	9.8	
8	402	Elijah SPENCER	W-U18	586	31	584	28	<b>1170</b>	<b>59</b>	400	2.3	1
9	333	Mikole HOGAN	W-U21	584	28	580	26	<b>1164</b>	<b>54</b>			
10	301	Gracie DINH	W-U18	578	21	586	31	<b>1164</b>	<b>52</b>			2
11	300	Kristen DERTING	W-U21	576	27	587	36	<b>1163</b>	<b>63</b>			
12	355	Becca LAMB	W-U21	577	26	586	28	<b>1163</b>	<b>54</b>			
13	281	Isabella BALDWIN	W-U21	574	28	586	33	<b>1160</b>	<b>61</b>			
14	365	Stephanie MILVAIN	W-U21	583	30	577	28	<b>1160</b>	<b>58</b>			
15	362	Molly MCGHIN	W-U21	582	29	577	25	<b>1159</b>	<b>54</b>			
16	418	Emme WALRATH	W-U18	579	32	578	24	<b>1157</b>	<b>56</b>			3
17	350	Victoria KOPELEN	W-U21	574	25	582	27	<b>1156</b>	<b>52</b>			
18	292	Camryn CAMP	W-U18	578	24	578	27	<b>1156</b>	<b>51</b>			4
19	306	Marleigh DUNCAN	W-U21	583	26	573	22	<b>1156</b>	<b>48</b>			
20	303	Peninah D'SOUZA	W-U21	572	25	583	29	<b>1155</b>	<b>54</b>			
21	298	Lee Anna CRUDGINGTON	W-U18	571	20	584	23	<b>1155</b>	<b>43</b>			5
22	289	Bethany BUTLER	W-U18	575	28	577	25	<b>1152</b>	<b>53</b>			6
23	294	Rachael CHARLES	W-U18	575	25	577	22	<b>1152</b>	<b>47</b>			7
24	299	Katrina DEMERLE	W-U18	575	21	577	24	<b>1152</b>	<b>45</b>			8
25	386	Elizabeth PROBST	W-U18	571	23	580	32	<b>1151</b>	<b>55</b>			9
26	395	Mckenzie SHEDD	W-U21	579	31	571	21	<b>1150</b>	<b>52</b>			
27	379	Emma PEREIRA	W-U21	573	24	576	28	<b>1149</b>	<b>52</b>			
28	433	Gabriela ZYCH	W-U18	575	22	574	29	<b>1149</b>	<b>51</b>			10
29	375	Rylie PASSMORE	W-U18	574	23	574	20	<b>1148</b>	<b>43</b>			11
30	356	M'Leah LAMBDIN	W-U21	575	21	572	19	<b>1147</b>	<b>40</b>			
31	330	Julianna HAYS	W-U18	571	17	575	27	<b>1146</b>	<b>44</b>			12
32	341	Kayla KALENZA	W-U21	577	23	569	21	<b>1146</b>	<b>44</b>			
33	321	Martina GRATZ	W-U21	567	20	579	19	<b>1146</b>	<b>39</b>			
34	312	Rachel ENGELS	W-U21	578	26	567	24	<b>1145</b>	<b>50</b>			
35	282	Erin BALLARD	W-U21	571	21	573	26	<b>1144</b>	<b>47</b>			
36	290	Bremen BUTLER	W-U18	567	21	576	28	<b>1143</b>	<b>49</b>			13
37	407	Mackenzie STRAUCH	W-U21	571	19	572	25	<b>1143</b>	<b>44</b>			
38	314	Madelynn ERICKSON	W-U21	573	18	570	20	<b>1143</b>	<b>38</b>			
39	334	Elizabeth HOLLOWELL	W-U21	573	22	569	22	<b>1142</b>	<b>44</b>			
40	287	Alison BUESSELER	W-U21	576	28	565	23	<b>1141</b>	<b>51</b>			
41	307	Riley DUNN	W-U18	566	21	573	28	<b>1139</b>	<b>49</b>			14
42	320	Kendall GOEBEL	W-U18	569	24	570	19	<b>1139</b>	<b>43</b>			15
43	332	Nicolette HOFFMAN	W-U18	565	22	573	23	<b>1138</b>	<b>45</b>			16
44	421	Lillian WARREN	W-U21	574	25	564	17	<b>1138</b>	<b>42</b>			

45	315	Matalyn ESPENSHADE	W-U21	563	21	574	26	1137	47	
46	295	Adie CHARTREY	W-U18	566	21	571	24	1137	45	17
47	413	Megan TORRENCE	W-U18	569	22	568	20	1137	42	18
48	317	Jordyn EWINE	W-U18	566	20	570	25	1136	45	19
49	293	Kaylene CASTILLO	W-U21	571	23	565	22	1136	45	
50	347	Alexis KIRK	W-U21	566	19	570	25	1136	44	
51	331	Allison HENRY	W-U21	565	19	570	27	1135	46	
52	358	Clarissa LAYLAND	W-U21	570	24	565	15	1135	39	
53	400	Genevieve SOWERS	W-U21	554	15	580	27	1134	42	
54	412	Katie TEDESCHI	W-U21	562	21	571	21	1133	42	
55	339	Megan JAROS	W-U18	563	14	569	24	1132	38	20
56	430	Alysa YANCEY	W-U18	560	22	571	23	1131	45	21
57	357	Makenzie LARSON	W-U15	563	19	568	23	1131	42	1
58	327	Adrienne HANSON	W-U18	568	17	563	18	1131	35	22
59	394	Carley SEABROOKE	W-U18	565	18	565	21	1130	39	23
60	364	Charlotte MICK	W-U21	567	17	563	21	1130	38	
61	380	Alivia PERKINS	W-U18	557	10	573	27	1130	37	24
62	429	Lily WYTKO	W-U18	564	15	566	17	1130	32	25
63	392	Olivia SCHAMMEL	W-U18	566	23	562	23	1128	46	26
64	404	Briley SRALLA	W-U15	560	21	564	16	1124	37	2
65	291	Maya CAMERON	W-U21	556	14	568	19	1124	33	
66	319	Payton FRY	W-U21	561	20	561	21	1122	41	
67	374	Rachael PADDOCK	W-U18	554	14	568	18	1122	32	27
68	368	Skylar MORRISON	W-U18	554	14	568	17	1122	31	28
69	396	Samantha SHULTZ	W-U21	560	18	560	14	1120	32	
70	387	Mackenzie PRUDEN	W-U18	557	17	562	18	1119	35	29
71	360	Audrey MARTIN	W-U21	554	17	563	20	1117	37	
72	411	Alison SUTHERLIN	W-U18	570	24	547	12	1117	36	30
73	302	Maisyn DOUGLAS	W-U18	553	16	564	18	1117	34	31
74	405	Casia STEINHAUS	W-U18	560	15	557	13	1117	28	32
75	432	Alicia ZHANG	W-U21	555	17	561	12	1116	29	
76	397	Netalia SIEK	W-U18	555	18	559	14	1114	32	33
77	297	Grace CORBETT	W-U18	554	14	560	15	1114	29	34
78	119	Anna BITTNER	W-U18	549	15	561	16	1110	31	35
79	304	Hannah DUFRESNE	W-U15	553	13	556	21	1109	34	3
80	403	Gabriella SPRAGUE	W-U18	555	17	552	12	1107	29	36
81	361	Caroline MARTIN	W-U18	551	12	553	18	1104	30	37
82	325	Kinsley HANNON	W-U21	548	10	555	18	1103	28	
83	408	Meredith STUART	W-U18	558	20	544	12	1102	32	38
84	247	Autumn SMITH	W-U21	542	10	560	17	1102	27	
85	367	Shannon MORIARTY	W-U15	550	14	552	13	1102	27	4
86	359	Elizabeth LILLY	W-U18	546	11	554	15	1100	26	39
87	220	Jesse-Anne OBERLE	W-U18	544	12	552	14	1096	26	40
88	399	Martha SIMPSON	W-U15	544	9	543	18	1087	27	5
89	326	Chloe HANSEN	W-U18	535	12	546	14	1081	26	41
90	227	Kaelin PITMAN	W-U18	529	11	541	11	1070	22	42
91	337	Alyssa HURLEY	W-U15	535	13	535	7	1070	20	6
92	218	Genevieve OAKES	W-U21	533	6	525	7	1058	13	

93	344	Madison KENNEDY	W-U18	563	13	<b>563</b>	<b>13</b>	43
94	322	Isabelle GRATZ	W-U18	555	14	<b>555</b>	<b>14</b>	44
DNS	279	Kayla ANDREOLI	W-U21	0	0	<b>0</b>	<b>0</b>	
DNS	393	Nina SCHUETT	W-U21	0	0	<b>0</b>	<b>0</b>	



## 2022 USAS JO Female Smallbore Individual Scores

	Name	Age Category	Match 1 Scores								Match 2 Scores								Aggregate	Xs	
			K1	K2	P1	P2	S1	S2	Qual	X	K1	K2	P1	P2	S1	S2	Qual	X			
1	402	Elijah SPENCER	W-U18	99	97	100	98	98	94	586	31	96	98	99	98	96	97	584	28	1170	59
2	301	Gracie DINH	W-U18	96	94	96	98	96	98	578	21	96	98	99	99	97	97	586	31	1164	52
3	418	Emme WALRATH	W-U18	98	98	100	99	92	92	579	32	95	97	100	97	94	95	578	24	1157	56
1	357	Makenzie LARSON	W-U15	96	92	95	96	93	91	563	19	98	95	97	96	90	92	568	23	1131	42
2	404	Briley SRALLA	W-U15	97	95	97	98	86	87	560	21	92	95	99	96	92	90	564	16	1124	37
3	304	Hannah DUFRESNE	W-U15	93	91	94	96	89	90	553	13	96	92	97	98	88	85	556	21	1109	34

## 2022 USAS JO Female Air Rifle Individual Scores

	Name	Age Category	Match 1 Score:		Match 2 Scores		Aggregate	Xs	Finals	U-18 Rank	U-15 Rank
			Qual	X	Qual	X					
1	<b>300</b>	<b>Kristen DERTING</b>	W-U21	<b>626.1</b>	47	<b>629.7</b>	54	<b>1255.8</b>	<b>101</b>	249.7	
2	<b>336</b>	<b>Lauren HURLEY</b>	W-U21	<b>625.8</b>	49	<b>625.2</b>	51	<b>1251</b>	<b>100</b>	246.9 2.8	
3	<b>358</b>	<b>Clarissa LAYLAND</b>	W-U21	<b>623.4</b>	47	<b>620.8</b>	44	<b>1244.2</b>	<b>91</b>	226.7 20.2	
4	372	Cecelia OSSI	W-U21	<b>617.3</b>	43	<b>626.1</b>	51	<b>1243.4</b>	<b>94</b>	204.4 22.3	
5	418	Emme WALRATH	W-U18	<b>623.6</b>	48	<b>622.5</b>	48	<b>1246.1</b>	<b>96</b>	183 21.4	1
6	294	Rachael CHARLES	W-U18	<b>622.2</b>	48	<b>621.3</b>	44	<b>1243.5</b>	<b>92</b>	161.8 21.2	3
7	303	Peninah D'SOUZA	W-U21	<b>624.1</b>	47	<b>619.1</b>	42	<b>1243.2</b>	<b>89</b>	140.2 21.6	
8	402	Elijah SPENCER	W-U18	<b>621.4</b>	44	<b>623.4</b>	46	<b>1244.8</b>	<b>90</b>	119.8 20.4	2
9	382	Natalie PERRIN	W-U21	<b>621.8</b>	47	<b>620.1</b>	42	<b>1241.9</b>	<b>89</b>		
10	431	Katie ZAUN	W-U21	<b>623</b>	44	<b>618.6</b>	42	<b>1241.6</b>	<b>86</b>		
11	287	Alison BUESSELER	W-U21	<b>620.4</b>	42	<b>619.7</b>	43	<b>1240.1</b>	<b>85</b>		
12	380	Alivia PERKINS	W-U18	<b>616.7</b>	40	<b>623.1</b>	49	<b>1239.8</b>	<b>89</b>		4
13	292	Camryn CAMP	W-U18	<b>621.5</b>	45	<b>618.2</b>	41	<b>1239.7</b>	<b>86</b>		5
14	341	Kayla KALENZA	W-U21	<b>616.3</b>	42	<b>623.2</b>	46	<b>1239.5</b>	<b>88</b>		
15	333	Mikole HOGAN	W-U21	<b>617.9</b>	44	<b>621.5</b>	49	<b>1239.4</b>	<b>93</b>		
16	386	Elizabeth PROBST	W-U18	<b>621.2</b>	47	<b>617.8</b>	46	<b>1239</b>	<b>93</b>		6
17	362	Molly MCGHIN	W-U21	<b>619.8</b>	43	<b>618.9</b>	45	<b>1238.7</b>	<b>88</b>		
18	290	Bremen BUTLER	W-U18	<b>616.1</b>	38	<b>621.7</b>	45	<b>1237.8</b>	<b>83</b>		7
19	426	Anne WHITE	W-U21	<b>615.8</b>	40	<b>621.7</b>	43	<b>1237.5</b>	<b>83</b>		
20	314	Madelynn ERICKSON	W-U21	<b>617.7</b>	40	<b>619</b>	41	<b>1236.7</b>	<b>81</b>		
21	347	Alexis KIRK	W-U21	<b>617.3</b>	41	<b>617.4</b>	43	<b>1234.7</b>	<b>84</b>		
22	321	Martina GRATZ	W-U21	<b>614.9</b>	42	<b>618.6</b>	43	<b>1233.5</b>	<b>85</b>		
23	350	Victoria KOPELEN	W-U21	<b>617.4</b>	44	<b>615.7</b>	41	<b>1233.1</b>	<b>85</b>		
24	364	Charlotte MICK	W-U21	<b>615.2</b>	38	<b>617.7</b>	44	<b>1232.9</b>	<b>82</b>		
25	352	Morgan KREB	W-U21	<b>618</b>	39	<b>614.9</b>	36	<b>1232.9</b>	<b>75</b>		
26	306	Marleigh DUNCAN	W-U21	<b>616.5</b>	38	<b>615.5</b>	39	<b>1232</b>	<b>77</b>		
27	365	Stephanie MILVAIN	W-U21	<b>615.8</b>	40	<b>615.7</b>	42	<b>1231.5</b>	<b>82</b>		
28	435	Becca LAMB	W-U21	<b>612.5</b>	35	<b>618.6</b>	43	<b>1231.1</b>	<b>78</b>		
29	301	Gracie DINH	W-U18	<b>618.5</b>	42	<b>612.6</b>	36	<b>1231.1</b>	<b>78</b>		8
30	281	Isabella BALDWIN	W-U21	<b>613.8</b>	41	<b>617.1</b>	41	<b>1230.9</b>	<b>82</b>		
31	299	Katrina DEMERLE	W-U18	<b>617.8</b>	43	<b>611.8</b>	37	<b>1229.6</b>	<b>80</b>		9
32	331	Allison HENRY	W-U21	<b>613.8</b>	39	<b>615.6</b>	39	<b>1229.4</b>	<b>78</b>		
33	334	Elizabeth HOLLOWELL	W-U21	<b>615.4</b>	41	<b>613.7</b>	36	<b>1229.1</b>	<b>77</b>		
34	429	Lily WYTKO	W-U18	<b>612.4</b>	33	<b>616.6</b>	39	<b>1229</b>	<b>72</b>		10
35	197	Mela LIN	W-U18	<b>615</b>	40	<b>613.9</b>	37	<b>1228.9</b>	<b>77</b>		11
36	327	Adrienne HANSON	W-U18	<b>617.6</b>	45	<b>610.8</b>	37	<b>1228.4</b>	<b>82</b>		12
37	182	Ashley JUDSON	W-U21	<b>616.3</b>	42	<b>612</b>	39	<b>1228.3</b>	<b>81</b>		
38	151	Kenlee EWTON	W-U18	<b>612.7</b>	35	<b>615.3</b>	40	<b>1228</b>	<b>75</b>		13
39	291	Maya CAMERON	W-U21	<b>615.8</b>	36	<b>612.2</b>	35	<b>1228</b>	<b>71</b>		
40	395	Mckenzie SHEDD	W-U21	<b>618.6</b>	41	<b>609.3</b>	33	<b>1227.9</b>	<b>74</b>		
41	330	Julianna HAYS	W-U18	<b>614.5</b>	36	<b>612.5</b>	41	<b>1227</b>	<b>77</b>		14
42	215	Claudia MUZIK	W-U18	<b>612.6</b>	37	<b>614</b>	42	<b>1226.6</b>	<b>79</b>		15
43	134	Lily CICATELLA	W-U21	<b>611.2</b>	33	<b>615.2</b>	37	<b>1226.4</b>	<b>70</b>		
44	375	Rylie PASSMORE	W-U18	<b>610.1</b>	31	<b>616.2</b>	41	<b>1226.3</b>	<b>72</b>		16
45	317	Jordyn EWINE	W-U18	<b>608.7</b>	34	<b>617.1</b>	43	<b>1225.8</b>	<b>77</b>		17
46	312	Rachel ENGELS	W-U21	<b>616.2</b>	39	<b>609.3</b>	35	<b>1225.5</b>	<b>74</b>		
47	319	Payton FRY	W-U21	<b>613.3</b>	34	<b>612.1</b>	34	<b>1225.4</b>	<b>68</b>		
48	243	Hailey SINGLETON	W-U18	<b>613.3</b>	35	<b>611.8</b>	38	<b>1225.1</b>	<b>73</b>		18

49	356	M'Leah LAMBDIN	W-U21	613.1	37	611.5	34	1224.6	71	
50	264	Amy VISCONTI	W-U21	615.3	42	608.9	30	1224.2	72	
51	139	Sophia CRUZ	W-U18	611.1	34	613.1	37	1224.2	71	19
52	413	Megan TORRENCE	W-U18	614.5	35	609.6	32	1224.1	67	20
53	293	Kaylene CASTILLO	W-U21	611.4	35	612.6	35	1224	70	
54	379	Emma PEREIRA	W-U21	608.5	35	614.8	38	1223.3	73	
55	361	Caroline MARTIN	W-U18	613.1	39	610.1	33	1223.2	72	21
56	433	Gabriela ZYCH	W-U18	613.6	37	609.2	31	1222.8	68	22
57	332	Nicolette HOFFMAN	W-U18	609	35	613.6	38	1222.6	73	23
58	235	Gretchen SCHLEINKOFER	W-U18	607.8	32	614.5	41	1222.3	73	24
59	412	Katie TEDESCHI	W-U21	610.5	33	611.4	33	1221.9	66	
60	152	Marissa FEDORA	W-U18	610.1	37	611.6	31	1221.7	68	25
61	155	Jaden Ann FRASER	W-U21	616.4	41	605.2	34	1221.6	75	
62	434	Jasmine HAYS	W-U18	613.2	40	608.3	35	1221.5	75	26
63	404	Briley SRALLA	W-U15	609.2	33	612.3	35	1221.5	68	1
64	430	Alysa YANCEY	W-U18	608.9	32	612.5	36	1221.4	68	27
65	170	Teresa HINES	W-U18	612.5	36	608.9	30	1221.4	66	28
66	302	Maisyn DOUGLAS	W-U18	607	31	613.7	35	1220.7	66	29
67	289	Bethany BUTLER	W-U18	609.4	34	610.9	37	1220.3	71	30
68	248	Madisen SMITH	W-U21	610.6	35	609.4	32	1220	67	
69	259	Katelyn TINSLEY	W-U21	608.9	30	610	35	1218.9	65	
70	367	Shannon MORIARTY	W-U15	609.8	32	609	35	1218.8	67	2
71	368	Skylar MORRISON	W-U18	606.1	30	612.6	34	1218.7	64	31
72	161	Brenna GREEN	W-U18	608.8	33	609.7	34	1218.5	67	32
73	209	Anoushka MISRA	W-U15	606.5	28	612	39	1218.5	67	3
74	267	Piper WENTLAND	W-U18	601.6	24	616.8	39	1218.4	63	33
75	232	Kayla RIEWE	W-U18	609.2	30	608.7	33	1217.9	63	34
76	163	Micah HAMES	W-U18	612.9	38	604.7	31	1217.6	69	35
77	398	Claudia SIGEL	W-U21	611.5	36	605.9	33	1217.4	69	
78	396	Samantha SHULTZ	W-U21	611.4	38	605.8	32	1217.2	70	
79	298	Lee Anna CRUDGINGTON	W-U18	600.1	30	616.5	36	1216.6	66	36
80	325	Kinsley HANNON	W-U21	608.2	33	608.3	35	1216.5	68	
81	205	Noah MEIEROTTO	W-U18	605.4	31	610.9	37	1216.3	68	37
82	251	Emmajames STANTON	W-U18	604.4	25	611.9	35	1216.3	60	38
83	405	Casia STEINHAUS	W-U18	608.9	31	607.1	39	1216	70	39
84	307	Riley DUNN	W-U18	608.7	33	606.9	32	1215.6	65	40
85	149	Emily ENDECOTT	W-U21	606.4	31	609.2	33	1215.6	64	
86	187	Victoria KOENIG	W-U18	604.2	31	611.1	34	1215.3	65	41
87	265	Elysa WALTER	W-U21	606	27	609.1	37	1215.1	64	
88	109	Ashton ARLINGTON	W-U18	604.7	27	610.4	35	1215.1	62	42
89	120	Ashlyn BLAKE	W-U18	606.7	30	608.2	35	1214.9	65	43
90	157	Joey GATES	W-U21	606.7	34	608	31	1214.7	65	
91	374	Rachael PADDOCK	W-U18	607.6	33	607	29	1214.6	62	44
92	304	Hannah DUFRESNE	W-U15	605.1	30	608.9	35	1214	65	4
93	146	Regan DIAMOND	W-U18	606.8	33	607.1	32	1213.9	65	45
94	320	Kendall GOEBEL	W-U18	609.5	33	604.3	31	1213.8	64	46
95	360	Audrey MARTIN	W-U21	606.3	31	607.5	32	1213.8	63	
96	420	Alyssa WARD	W-U18	603.8	26	609.8	33	1213.6	59	47
97	114	Adrianna BEARD	W-U21	603.1	32	610.3	35	1213.4	67	
98	135	Rory CLAUSSEN	W-U18	604.7	28	608.7	29	1213.4	57	48
99	421	Lillian WARREN	W-U21	609.2	33	604	30	1213.2	63	

100	190	Alexis KUNZE	W-U21	605	28	607.7	39	1212.7	67	
101	192	Emma LAWRENCE	W-U18	610.5	34	599.6	25	1210.1	59	49
102	407	Mackenzie STRAVCH	W-U21	606.5	25	603.3	33	1209.8	58	
103	169	Paige HILDEBRANDT	W-U18	606	31	603.7	26	1209.7	57	50
104	359	Elizabeth LILLY	W-U18	597.4	25	612.2	35	1209.6	60	51
105	282	Erin BALLARD	W-U21	605.8	33	603.6	29	1209.4	62	
106	204	Kyra MEADE	W-U21	603.4	27	605.5	35	1208.9	62	
107	392	Olivia SCHAMMEL	W-U18	609.8	33	598.8	25	1208.6	58	52
108	249	Dallas SORENSON	W-U21	609.3	36	598.9	30	1208.2	66	
109	217	Gwenevere NOTT	W-U21	601.5	27	606.7	34	1208.2	61	
110	400	Genevieve SOWERS	W-U21	597.9	24	610.2	36	1208.1	60	
111	266	Brooklyn WEATHERFORD	W-U18	603.2	31	604.6	30	1207.8	61	53
112	122	Elisa BOOZER	W-U18	603.3	30	604	27	1207.3	57	54
113	176	Annie IANNOTTI	W-U21	605.8	29	601.5	27	1207.3	56	
114	108	Addison ANTWILER	W-U18	606.5	29	598.6	26	1205.1	55	55
115	224	Molly PALKO	W-U18	606.2	36	598.5	20	1204.7	56	56
116	107	Aubrey ANDERSON	W-U18	606.1	33	598.3	24	1204.4	57	57
117	148	Annie DOWNUM	W-U21	604.7	31	599.1	26	1203.8	57	
118	261	Allison TORRENCE	W-U15	594.9	27	608.7	32	1203.6	59	5
119	116	Emily BENNETT	W-U18	598.9	25	604.7	29	1203.6	54	58
120	432	Alicia ZHANG	W-U21	603	35	600.5	30	1203.5	65	
121	213	Maddy MOYER	W-U18	598.6	21	604.7	34	1203.3	55	59
122	132	Taylor CHRISTIAN	W-U21	599.2	28	604	30	1203.2	58	
123	143	Danjela DE JESUS	W-U18	606	32	597	36	1203	68	60
124	339	Megan JAROS	W-U18	601	25	602	26	1203	51	61
125	128	Susan CARTER	W-U18	600.9	29	601.8	25	1202.7	54	62
126	357	Makenzie LARSON	W-U15	597.3	23	605.2	34	1202.5	57	6
127	229	Sally REEKE	W-U21	603.5	31	598.9	26	1202.4	57	
128	200	Anna MAYO	W-U21	601.3	27	601	22	1202.3	49	
129	411	Alison SUTHERLIN	W-U18	600	28	602.1	29	1202.1	57	63
130	297	Grace CORBETT	W-U18	603.8	32	597.9	23	1201.7	55	64
131	245	Kaylynn SLAUGHTER	W-U18	600.4	30	601.1	26	1201.5	56	65
132	127	Allyn CARPENTER	W-U18	598	27	602.6	28	1200.6	55	66
133	231	Olivia REILLY	W-U18	600	28	600.6	25	1200.6	53	67
134	403	Gabriella SPRAGUE	W-U18	603.9	28	596.5	22	1200.4	50	68
135	394	Carley SEABROOKE	W-U18	598.6	28	601.7	30	1200.3	58	69
136	195	Diana LEPPERT	W-U18	598.8	21	601.3	27	1200.1	48	70
137	140	Gianna CUTILLO	W-U18	600.3	24	599.6	25	1199.9	49	71
138	253	Kate STEWART	W-U18	602.3	31	597.2	24	1199.5	55	72
139	160	Chelsie GLOVER	W-U21	598.2	29	599.5	26	1197.7	55	
140	315	Matalyn ESPENSHADE	W-U21	597.9	24	598.6	26	1196.5	50	
141	295	Adie CHARTREY	W-U18	597.4	24	598.9	25	1196.3	49	73
142	214	Marissa MUSGRAVE	W-U18	594.3	23	600.8	28	1195.1	51	74
143	212	Abby MOORE	W-U15	597.3	24	597.5	26	1194.8	50	7
144	198	Karlise LYNN	W-U15	595.3	24	599.4	22	1194.7	46	8
145	223	Julia OUBRE	W-U18	594.5	23	599.7	27	1194.2	50	75
146	408	Meredith STUART	W-U18	598.7	21	595.3	24	1194	45	76
147	260	Dylan TONEL	W-U18	596.1	24	597.6	27	1193.7	51	77
148	141	Julia CZERNIK	W-U18	592.4	21	601.1	27	1193.5	48	78
149	181	Kiley JONES	W-U18	598.8	23	594.2	21	1193	44	79
150	153	Matigan FITZGERALD	W-U21	596.5	26	596.3	22	1192.8	48	

151	387	Mackenzie PRUDEN	W-U18	598.7	25	593.8	25	1192.5	50	80
152	255	Ziva SWICK	W-U18	596.4	28	595.5	25	1191.9	53	81
153	250	Lara SPANIC	W-U21	593	25	598.9	24	1191.9	49	
154	186	Maria KOENIG	W-U18	591.2	18	600.5	28	1191.7	46	82
155	230	Cassidy REEKE	W-U18	603.4	28	587.1	17	1190.5	45	83
156	177	Victoria JAMES	W-U21	587.7	16	600.4	27	1188.1	43	
157	322	Isabelle GRATZ	W-U18	589.3	18	598.5	22	1187.8	40	84
158	268	Marina WEST	W-U18	602.9	29	584.4	23	1187.3	52	85
159	138	Victoria CROSS	W-U18	595.7	24	591.5	23	1187.2	47	86
160	119	Anna BITTNER	W-U18	594.3	21	592.8	20	1187.1	41	87
161	344	Madison KENNEDY	W-U18	589.4	20	597.6	29	1187	49	88
162	240	Olivia SHANE	W-U18	588.7	19	597.6	27	1186.3	46	89
163	156	Haylie GARCIA	W-U18	588.6	17	597.5	25	1186.1	42	90
164	397	Natalia SIEK	W-U18	590.5	23	594.9	24	1185.4	47	91
165	123	Rachel BRANDT	W-U18	589.9	21	595.2	27	1185.1	48	92
166	194	Edith LEMME	W-U15	596.4	24	588.3	16	1184.7	40	9
167	133	Aditi CHUTKE	W-U15	591.1	22	591.8	21	1182.9	43	10
168	399	Martha SIMPSON	W-U15	594.8	26	586.7	11	1181.5	37	11
169	269	Skye YOUNGBLOOD	W-U18	595.5	25	585.1	17	1180.6	42	93
170	337	Alyssa HURLEY	W-U15	585.5	20	594.6	24	1180.1	44	12
171	173	Eva HORGAN	W-U21	588.6	21	591.2	22	1179.8	43	
172	208	Lily MILLER	W-U15	584.3	19	594	24	1178.3	43	13
173	199	Emily MARNE	W-U18	585.7	17	591.9	28	1177.6	45	94
174	221	Ashley ONEAL	W-U18	589.5	21	587.7	19	1177.2	40	95
175	244	Morgan SITRA	W-U15	571.7	12	603.2	30	1174.9	42	14
176	183	Sophie KALENZA	W-U15	582.3	17	592.3	23	1174.6	40	15
177	254	Katlyn SULLIVAN	W-U18	587.9	23	586	23	1173.9	46	96
178	326	Chloe HANSEN	W-U18	592.5	21	581.1	18	1173.6	39	97
179	202	Ainsley MCFARLAND	W-U18	588.5	18	583.4	18	1171.9	36	98
180	242	Ali SILVA	W-U21	580	18	591.5	23	1171.5	41	
181	137	Savannah CRIDDLE	W-U18	584.1	16	586.8	19	1170.9	35	99
182	258	Natasha THAMUNGRUXSAT	W-U18	591.9	22	578.6	15	1170.5	37	100
183	180	Naomi JOLLY	W-U15	593.4	22	576.1	15	1169.5	37	16
184	166	Ashley HAYMOND	W-U15	577.3	10	590.2	25	1167.5	35	17
185	147	Kindolyn DOBKINS	W-U18	578.6	18	587.2	21	1165.8	39	101
186	206	Kasey METZ	W-U15	583	12	578.2	18	1161.2	30	18
187	203	Kamdyn MCFARLAND	W-U15	577.9	15	579	17	1156.9	32	19
188	263	Rachel VAAGEN	W-U15	574.4	14	579.4	18	1153.8	32	20
DNS	393	Nina SCHUETT	W-U21	0	0	0	0	0	0	
DNS	279	Kayla ANDREOLI	W-U21	0	0	0	0	0	0	
DNS	126	Emma BUTT	W-U18	0	0	0	0	0	0	102
DNS	233	Isabella RIOS	W-U21	0	0	0	0	0	0	
DNS	164	Sarah HANCOCK	W-U21	0	0	0	0	0	0	
DNS	154	Raina FLEISCHER	W-U21	0	0	0	0	0	0	
DNS	175	Nicole HUNTER	W-U18	0	0	0	0	0	0	103
DNS	193	Mia LEE	W-U18	0	0	0	0	0	0	104
DNS	216	Taylor NIEMIEC	W-U21	0	0	0	0	0	0	




## 2022 USAS JO Female Air Individual Scores

	Name	Age Category	Match 1 Scores								Match 2 Scores								Aggregate	Xs	
			S1	S2	S3	S4	S5	S6	Qual	X	S1	S2	S3	S4	S5	S6	Qual	X			
<b>1</b>	<b>418</b>	Emme WALRATH	W-U18	103.4	104	103.6	103.3	103.9	105.4	<b>623.6</b>	48	102.8	104	104.9	103.1	104.3	103.4	<b>622.5</b>	<b>48</b>	1246.1	96
<b>2</b>	<b>402</b>	Elijah SPENCER	W-U18	103.4	103.8	105.3	103.4	103.1	102.4	<b>621.4</b>	44	104.5	104.2	103.2	103.7	104.7	103.1	<b>623.4</b>	<b>46</b>	1244.8	90
<b>3</b>	<b>294</b>	Rachael CHARLES	W-U18	101.5	103.5	105.5	103.7	104.1	103.9	<b>622.2</b>	48	104.2	102.8	101.8	103.9	104.3	104.3	<b>621.3</b>	<b>44</b>	1243.5	92
<b>1</b>	<b>404</b>	Briley SRALLA	W-U15	101.8	100.4	104	<b>100</b>	102.7	100.3	<b>609.2</b>	33	101	103.5	102.6	103.1	102.6	99.5	<b>612.3</b>	<b>35</b>	1221.5	68
<b>2</b>	<b>367</b>	Shannon MORIARTY	W-U15	100.5	101.3	103.6	102.3	100.5	101.6	<b>609.8</b>	32	103.3	102.9	102	100.1	98.8	101.9	<b>609</b>	<b>35</b>	1218.8	67
<b>3</b>	<b>209</b>	Anoushka MISRA	W-U15	100.9	102.6	101.9	100.1	99.8	101.2	<b>606.5</b>	28	102.4	100.9	102.6	102.2	101.9	102	<b>612</b>	<b>39</b>	1218.5	67

# 2022 USAS JO Men's Smallbore Individual Scores

		Name	Age Category	Match 1 Score		Match 2 Scores		Aggregate	Xs	Finals	U-18 Rank	U-15 Rank
				Qual	X	Qual	X					
1	391	<b>Matt SANCHEZ</b>	M-U21	581	27	<b>581</b>	29	<b>1162</b>	<b>56</b>	<b>458.3</b>		
2	343	<b>Derek KEISER</b>	M-U21	577	26	<b>585</b>	32	<b>1162</b>	<b>58</b>	<b>456.4</b>	1.9	
3	348	<b>Rylan KISSELL</b>	M-U21	594	41	<b>591</b>	38	<b>1185</b>	<b>79</b>	<b>447</b>	9.4	
4	388	Scott ROCKETT	M-U21	584	30	<b>583</b>	30	<b>1167</b>	<b>60</b>	436.5	10.5	
5	381	Gavin PERKOWSKI	M-U21	582	29	<b>579</b>	29	<b>1161</b>	<b>58</b>	423.9	12.6	
6	308	Andrew DUROSS	M-U21	579	28	<b>589</b>	36	<b>1168</b>	<b>64</b>	411.4	12.5	
7	354	Griffin LAKE	M-U18	587	25	<b>585</b>	30	<b>1172</b>	<b>55</b>	401.6	9.8	1
8	377	Scott PATTERSON	M-U21	580	29	<b>585</b>	29	<b>1165</b>	<b>58</b>	397.4	4.2	
9	378	Braden PEISER	M-U18	583	26	<b>576</b>	24	<b>1159</b>	<b>50</b>			2
10	278	Dante ALETTO	M-U21	578	29	<b>578</b>	25	<b>1156</b>	<b>54</b>			
11	329	Parker HAYDEN	M-U21	577	26	<b>579</b>	26	<b>1156</b>	<b>52</b>			
12	353	Kyle KUTZ	M-U21	575	27	<b>580</b>	31	<b>1155</b>	<b>58</b>			
13	423	Tyler WEE	M-U18	579	30	<b>574</b>	26	<b>1153</b>	<b>56</b>			3
14	390	Benjamin SALAS	M-U21	578	22	<b>574</b>	26	<b>1152</b>	<b>48</b>			
15	419	Bryce WARD	M-U21	575	25	<b>576</b>	27	<b>1151</b>	<b>52</b>			
16	328	James HART	M-U21	579	29	<b>570</b>	27	<b>1149</b>	<b>56</b>			
17	286	John BLANTON	M-U21	577	25	<b>572</b>	26	<b>1149</b>	<b>51</b>			
18	323	Dylan GREGORY	M-U18	572	21	<b>576</b>	24	<b>1148</b>	<b>45</b>			4
19	288	Sam BURROW	M-U21	578	27	<b>569</b>	21	<b>1147</b>	<b>48</b>			
20	425	Nathan WEHRLLEN	M-U21	573	27	<b>574</b>	20	<b>1147</b>	<b>47</b>			
21	338	Zachary JACKSON	M-U21	572	28	<b>572</b>	24	<b>1144</b>	<b>52</b>			
22	345	John KERSEY	M-U21	574	25	<b>569</b>	23	<b>1143</b>	<b>48</b>			
23	366	Briggs MOORE	M-U21	563	18	<b>578</b>	22	<b>1141</b>	<b>40</b>			
24	342	Roman KARADSHEH	M-U21	563	23	<b>575</b>	27	<b>1138</b>	<b>50</b>			
25	280	Angus BABCOCK	M-U21	566	22	<b>572</b>	22	<b>1138</b>	<b>44</b>			
26	284	Tanner BARTH	M-U18	563	22	<b>573</b>	18	<b>1136</b>	<b>40</b>			5
27	316	Brandon EVANS	M-U18	559	16	<b>571</b>	24	<b>1130</b>	<b>40</b>			6
28	296	Theodore CLARK	M-U18	570	20	<b>560</b>	15	<b>1130</b>	<b>35</b>			7
29	318	Brady FOWKES	M-U21	562	23	<b>566</b>	20	<b>1128</b>	<b>43</b>			
30	270	Dylan ZAUN	M-U18	566	19	<b>562</b>	22	<b>1128</b>	<b>41</b>			8
31	335	Anthony HOTKO	M-U21	566	20	<b>561</b>	17	<b>1127</b>	<b>37</b>			
32	238	Spencer SEABORNE	M-U18	564	24	<b>562</b>	18	<b>1126</b>	<b>42</b>			9
33	370	Jack OGOREUC	M-U18	555	20	<b>571</b>	22	<b>1126</b>	<b>42</b>			10
34	415	Leo VEATCH	M-U18	557	16	<b>567</b>	18	<b>1124</b>	<b>34</b>			11
35	196	Carleton LIDEN	M-U21	560	14	<b>564</b>	16	<b>1124</b>	<b>30</b>			
36	363	Logan MICHAEL	M-U18	559	15	<b>563</b>	20	<b>1122</b>	<b>35</b>			12
37	424	Ryan WEE	M-U18	558	16	<b>564</b>	17	<b>1122</b>	<b>33</b>			13
38	305	Maximus DUNCAN	M-U21	560	17	<b>561</b>	19	<b>1121</b>	<b>36</b>			
39	385	Joshua POTTS	M-U21	565	17	<b>555</b>	14	<b>1120</b>	<b>31</b>			
40	349	Marcus KLEMP	M-U18	556	17	<b>564</b>	10	<b>1120</b>	<b>27</b>			14
41	351	Joseph KOVACH	M-U18	560	18	<b>558</b>	17	<b>1118</b>	<b>35</b>			15
42	324	Eli GUISE	M-U18	556	14	<b>562</b>	19	<b>1118</b>	<b>33</b>			16

43	285	Grant BENSON	M-U21	561	20	<b>556</b>	17	<b>1117</b>	<b>37</b>	
44	142	Benjamin D'ANGELO	M-U21	554	19	<b>563</b>	16	<b>1117</b>	<b>35</b>	
45	309	Andrew DURYEA	M-U21	562	17	<b>552</b>	15	<b>1114</b>	<b>32</b>	
46	427	Jacob WISMAN	M-U18	550	12	<b>562</b>	19	<b>1112</b>	<b>31</b>	17
47	422	Saxon WEAVER	M-U21	557	13	<b>554</b>	12	<b>1111</b>	<b>25</b>	
48	371	Kyle ORR	M-U21	553	14	<b>554</b>	11	<b>1107</b>	<b>25</b>	
49	201	Henry MCCURRY	M-U18	552	10	<b>555</b>	12	<b>1107</b>	<b>22</b>	18
50	310	Thaddeus EDWARDS	M-U18	555	17	<b>551</b>	18	<b>1106</b>	<b>35</b>	19
51	401	Samuel SPARROW	M-U21	557	15	<b>546</b>	18	<b>1103</b>	<b>33</b>	
52	417	Jackson WALL	M-U15	551	15	<b>551</b>	18	<b>1102</b>	<b>33</b>	1
53	416	Micah WAGUESPACK	M-U15	550	22	<b>550</b>	12	<b>1100</b>	<b>34</b>	2
54	406	Matthew STOUT	M-U18	552	8	<b>547</b>	12	<b>1099</b>	<b>20</b>	20
55	369	Trey MYERS	M-U18	542	15	<b>555</b>	13	<b>1097</b>	<b>28</b>	21
56	383	Joshua POOLE	M-U15	552	16	<b>542</b>	11	<b>1094</b>	<b>27</b>	3
57	228	Rushil PUNUKOLLU	M-U18	543	11	<b>548</b>	15	<b>1091</b>	<b>26</b>	22
58	189	George KUHNE	M-U18	542	9	<b>546</b>	12	<b>1088</b>	<b>21</b>	23
59	340	Corbin JOCKERS	M-U18	545	9	<b>539</b>	10	<b>1084</b>	<b>19</b>	24
60	373	Zachary OSVALD	M-U21	540	15	<b>542</b>	11	<b>1082</b>	<b>26</b>	
61	311	Grayson ELLIS	M-U18	545	10	<b>534</b>	11	<b>1079</b>	<b>21</b>	25
62	389	Hunter ROOT	M-U15	554	11	<b>524</b>	7	<b>1078</b>	<b>18</b>	4
63	428	Carson WOOD	M-U21	535	9	<b>541</b>	14	<b>1076</b>	<b>23</b>	
64	256	Ben TAFOYA	M-U21	536	9	<b>536</b>	18	<b>1072</b>	<b>27</b>	
65	409	Parker SULLIVAN	M-U15	521	10	<b>551</b>	8	<b>1072</b>	<b>18</b>	5
66	376	Jonathan PATRICK	M-U18	525	10	<b>536</b>	15	<b>1061</b>	<b>25</b>	26
67	113	Aidan BEALE	M-U18	522	12	<b>535</b>	13	<b>1057</b>	<b>25</b>	27
68	410	Nikhil SURYA	M-U15	523	10	<b>522</b>	10	<b>1045</b>	<b>20</b>	6
DNS	283	Gavin BARNICK	M-U21	0	0			<b>0</b>	<b>0</b>	



## 2022 USAS JO Men's Smallbore Individual Scores


	Name	Age Category	Match 1 Scores								Match 2 Scores								Aggregate	Xs	
			K1	K2	P1	P2	S1	S2	Qual	X	K1	K2	P1	P2	S1	S2	Qual	X			
1	354	Griffin LAKE	M-U18	96	99	99	99	98	96	587	25	98	99	98	100	96	94	585	30	1172	55
2	378	Braden PEISER	M-U18	100	98	97	97	95	96	583	26	99	94	98	99	97	89	576	24	1159	50
3	423	Tyler WEE	M-U18	95	97	99	98	95	95	579	30	96	95	97	98	92	96	574	26	1153	56
1	417	Jackson WALL	M-U15	92	93	99	96	81	90	551	15	94	94	98	95	87	83	551	18	1102	33
2	416	Micah WAGUESPACK	M-U15	93	96	95	96	83	87	550	22	93	95	96	96	87	83	550	12	1100	34
3	383	Joshua POOLE	M-U15	98	92	95	98	80	89	552	16	86	91	94	97	87	87	542	11	1094	27

# 2022 USAS JO Men's Air Rifle Individual Scores

	Rank	Name	Age Category	Match 1 Scores		Match 2 Scores		Aggregate	Xs	Finals	U-18 Rank	U-15 Rank
				Qual	X	Qual	X					
1	388	Scott ROCKETT	M-U21	629.5	56	627.4	51	1256.9	107	251.5		
2	381	Gavin PERKOWSKI	M-U21	623	47	624.3	47	1247.3	94	248.7	2.8	
3	348	Rylan KISSELL	M-U21	625	46	623.5	50	1248.5	96	225	23.7	
4	283	Gavin BARNICK	M-U21	621.9	49	622.7	46	1244.6	95	203.7	21.3	
5	391	Matt SANCHEZ	M-U21	621.1	45	623.5	47	1244.6	92	183.2	20.5	
6	308	Andrew DUROSS	M-U21	620.8	44	620.6	46	1241.4	90	162	21.2	
7	390	Benjamin SALAS	M-U21	621.4	45	620.4	44	1241.8	89	142	20	
8	343	Derek KEISER	M-U21	621.4	44	622	46	1243.4	90	121.3	20.7	
9	323	Dylan GREGORY	M-U18	617.8	43	618.5	42	1236.3	85			1
10	377	Scott PATTERSON	M-U21	620.6	46	614.6	39	1235.2	85			
11	423	Tyler WEE	M-U18	616.1	42	618.9	46	1235	88			2
12	309	Andrew DURYEA	M-U21	616.5	41	617.3	40	1233.8	81			
13	354	Griffin LAKE	M-U18	614.2	37	619.4	44	1233.6	81			3
14	427	Jacob WISMAN	M-U18	619	42	614.4	35	1233.4	77			4
15	316	Brandon EVANS	M-U18	621.2	46	611.3	33	1232.5	79			5
16	305	Maximus DUNCAN	M-U21	612.8	38	618.2	43	1231	81			
17	286	John BLANTON	M-U21	620.7	48	610	35	1230.7	83			
18	378	Braden PEISER	M-U18	609.8	37	620.7	45	1230.5	82			6
19	422	Saxon WEAVER	M-U21	616.6	38	612.6	37	1229.2	75			
20	338	Zachary JACKSON	M-U21	608.7	35	617.4	42	1226.1	77			
21	419	Bryce WARD	M-U21	610.2	39	615.5	43	1225.7	82			
22	329	Parker HAYDEN	M-U21	613.5	40	610.9	34	1224.4	74			
23	288	Sam BURROW	M-U21	611.7	36	612.4	36	1224.1	72			
24	370	Jack OGOREUC	M-U18	609.6	34	609.4	33	1219	67			7
25	328	James HART	M-U21	607.7	33	610.9	38	1218.6	71			
26	234	G. Benjamin ROCHE	M-U18	608.2	31	609.7	37	1217.9	68			8
27	353	Kyle KUTZ	M-U21	610.8	36	606.4	27	1217.2	63			
28	351	Joseph KOVACH	M-U18	610.6	36	606.5	30	1217.1	66			9
29	159	Spencer GILLIS	M-U21	608.1	35	608.9	28	1217	63			
30	406	Matthew STOUT	M-U18	610.4	36	605.8	34	1216.2	70			10
31	342	Roman KARADSHEH	M-U21	610.6	36	604.5	31	1215.1	67			
32	179	Alok JOARDER	M-U21	610.8	33	603.9	30	1214.7	63			
33	363	Logan MICHAEL	M-U18	606.2	33	607.9	33	1214.1	66			11
34	424	Ryan WEE	M-U18	604.5	30	609.2	37	1213.7	67			12
35	345	John KERSEY	M-U21	609.9	30	603.7	33	1213.6	63			
36	278	Dante ALETTO	M-U21	603.4	24	609.1	29	1212.5	53			
37	335	Anthony HOTKO	M-U21	605.3	29	607	32	1212.3	61			
38	425	Nathan WEHRLLEN	M-U21	603	31	609.1	36	1212.1	67			
39	257	Liam TEGELER	M-U18	603.9	28	607.9	35	1211.8	63			13
40	168	Christopher HICKS	M-U21	603.5	28	608.1	30	1211.6	58			
41	318	Brady FOWKES	M-U21	606.3	26	605.2	32	1211.5	58			
42	324	Eli GUISE	M-U18	610	33	600.8	28	1210.8	61			14
43	415	Leo VEATCH	M-U18	602.2	28	608.6	30	1210.8	58			15
44	284	Tanner BARTH	M-U18	607	31	603.5	28	1210.5	59			16

45	296	Theodore CLARK	M-U18	608.4	29	601.7	31	1210.1	60	17
46	219	Jake OBERLE	M-U21	601.6	27	605.4	24	1207	51	
47	371	Kyle ORR	M-U21	598	31	608.7	37	1206.7	68	
48	236	Marshall SCHMIDT	M-U18	604.9	30	601.5	25	1206.4	55	18
49	285	Grant BENSON	M-U21	602.5	26	603.8	26	1206.3	52	
50	262	Devin UHRICH	M-U21	605.7	30	600.5	25	1206.2	55	
51	239	Anton SELLERS	M-U21	603.3	28	600.4	31	1203.7	59	
52	385	Joshua POTTS	M-U21	597.6	22	605.3	29	1202.9	51	
53	280	Angus BABCOCK	M-U21	604.9	34	597.5	22	1202.4	56	
54	184	Jake KAPPER	M-U18	602.8	31	599.4	24	1202.2	55	19
55	185	Dawson KISSIK	M-U21	599.7	26	601.6	24	1201.3	50	
56	115	Hayden BELL	M-U18	598.2	26	603	27	1201.2	53	20
57	349	Marcus KLEMP	M-U18	600.2	26	600.6	26	1200.8	52	21
58	129	Justin CASTEEL	M-U21	604	29	595.3	20	1199.3	49	
59	125	Elijah BUTLER	M-U18	600	30	597.4	26	1197.4	56	22
60	366	Briggs MOORE	M-U21	594.2	25	603.2	28	1197.4	53	
61	201	Henry MCCURRY	M-U18	600.6	29	596.7	27	1197.3	56	23
62	226	Teagan PERKOWSKI	M-U18	600.5	23	595.5	25	1196	48	24
63	178	Chris JENNINGS	M-U18	607.1	31	588.6	23	1195.7	54	25
64	111	Pruitt BAIN	M-U18	596.6	21	599	28	1195.6	49	26
65	401	Samuel SPARROW	M-U21	600.3	28	595.2	25	1195.5	53	
66	145	Mark DELY	M-U21	600.2	24	595.3	27	1195.5	51	
67	225	Alex PALL	M-U18	594.2	22	601.3	27	1195.5	49	27
68	112	Ethan BATES	M-U18	595.2	23	596.6	25	1191.8	48	28
69	252	William STEEN	M-U18	594.8	21	596.3	20	1191.1	41	29
70	369	Trey MYERS	M-U18	598	21	592.9	20	1190.9	41	30
71	162	Owen GUISE	M-U18	593.8	22	596.9	26	1190.7	48	31
72	171	Mason HOOPER	M-U18	605.2	33	585	16	1190.2	49	32
73	271	Andrew ZHAO	M-U18	593.5	24	594.9	26	1188.4	50	33
74	416	Micah WAGUESPACK	M-U15	592.9	26	594.6	25	1187.5	51	1
75	174	Elias HUNT	M-U21	599	26	588.3	20	1187.3	46	
76	409	Parker SULLIVAN	M-U15	588	21	598.5	27	1186.5	48	2
77	118	Brock BILLINGS	M-U18	590.4	21	595.2	24	1185.6	45	34
78	311	Grayson ELLIS	M-U18	588.2	15	597.4	21	1185.6	36	35
79	246	Everett SMITH	M-U15	592.2	26	593	25	1185.2	51	3
80	383	Joshua POOLE	M-U15	589.5	19	595	20	1184.5	39	4
81	211	Carson MOORE	M-U18	586.4	21	592.9	24	1179.3	45	36
82	188	William KOHRMAN	M-U21	588.5	20	590	22	1178.5	42	
83	207	Teegan MEYERS	M-U18	599.3	26	578.8	12	1178.1	38	37
84	373	Zachary OSVALD	M-U21	587.4	19	588.7	25	1176.1	44	
85	167	Matthew HERRINGTON	M-U21	592.5	21	582.4	16	1174.9	37	
86	237	Ryan SCHRAER	M-U18	586.5	21	587.5	17	1174	38	38
87	136	Christopher COMSTOCK	M-U18	586.1	16	587.7	26	1173.8	42	39
88	340	Corbin JOCKERS	M-U18	580.8	19	592.5	22	1173.3	41	40
89	210	Haden MONTGOMERY	M-U18	579.3	12	593.9	29	1173.2	41	41
90	428	Carson WOOD	M-U21	584.5	19	588.6	22	1173.1	41	
91	241	Nolan SHARP	M-U18	585.8	17	587.3	22	1173.1	39	42

92	222	Matthias OSSI	M-U18	585.5	18	587.5	20	1173	38	43
93	144	Tyler DEKRUGER	M-U18	587.6	21	584.3	18	1171.9	39	44
94	150	Nathan ENGMAN	M-U18	588	18	583.4	20	1171.4	38	45
95	117	Deitrich BERGMAN	M-U18	581.2	20	589.8	21	1171	41	46
96	130	Nicholas CAVALIERE	M-U18	582.9	14	586.8	16	1169.7	30	47
97	165	Travis HARPER	M-U15	578.1	15	590.1	23	1168.2	38	5
98	131	Patrick CHEN	M-U21	580.3	14	585.4	16	1165.7	30	
99	158	Jens GIGSTAD	M-U15	582.9	20	581.9	16	1164.8	36	6
100	310	Thaddeus EDWARDS	M-U18	585.4	19	576.3	17	1161.7	36	48
101	124	Nicholas BULL	M-U18	575.7	16	585.1	18	1160.8	34	49
102	191	Garrett LANGERUD	M-U21	567.5	8	589.5	19	1157	27	
103	389	Hunter ROOT	M-U15	572.6	17	582.3	14	1154.9	31	7
104	417	Jackson WALL	M-U15	563.3	12	591.4	21	1154.7	33	8
105	410	Nikhil SURYA	M-U15	575.1	16	573.1	14	1148.2	30	9
106	110	Wyatt ASBELL	M-U18	577	18	559.6	6	1136.6	24	50
107	172	Andrew HOPKINS	M-U15	566.7	17	548.7	10	1115.4	27	10
108	376	Jonathan PATRICK	M-U18	546.2	11	536.3	7	1082.5	18	51
DNS	346	Ryan KIM	M-U21	0	0	0	0	0	0	



## 2022 USAS JO Men's Air Rifle Individual Scores

	Name	Age Category	Match 1 Scores						Match 2 Scores						Qual	X	Aggregate	Xs		
			S1	S2	S3	S4	S5	S6	S1	S2	S3	S4	S5	S6						
1	323 Dylan GREGORY	M-U18	102.4	103.4	101.8	104.3	102.8	103.1	<b>617.8</b>	43	102.5	103.4	103.2	103.2	104	102.2	<b>618.5</b>	42	<b>1236.3</b>	<b>85</b>
2	423 Tyler WEE	M-U18	102.8	102.3	102.7	102.8	102.2	103.3	<b>616.1</b>	42	103.8	103.9	104	101.4	103	102.8	<b>618.9</b>	46	<b>1235</b>	<b>88</b>
3	354 Griffin LAKE	M-U18	100.3	101.4	103.2	104.5	102.7	102.1	<b>614.2</b>	37	104.1	104.1	102.6	102.8	104.5	101.3	<b>619.4</b>	44	<b>1233.6</b>	<b>81</b>
1	416 Micah WAGUESPACK	M-U15	97.5	97.1	102.4	95.7	100.3	99.9	<b>592.9</b>	26	98	95.9	97.9	101	99.8	102	<b>594.6</b>	25	<b>1187.5</b>	<b>51</b>
2	409 Parker SULLIVAN	M-U15	96.6	99.7	100.4	95.4	97.2	98.7	<b>588</b>	21	102.2	97	97.8	99.9	98.8	102.8	<b>598.5</b>	27	<b>1186.5</b>	<b>48</b>
3	246 Everett SMITH	M-U15	97.1	99.2	97.2	101.5	100.7	96.5	<b>592.2</b>	26	92.9	97.1	99.9	101.3	102.1	99.7	<b>593</b>	25	<b>1185.2</b>	<b>51</b>



